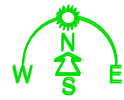
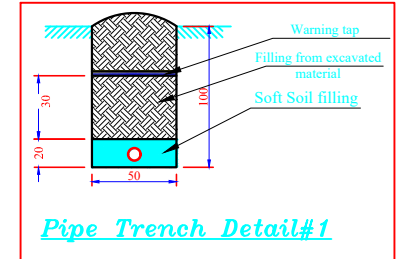


# Site Plan of Patan Water Supply System for Medair Health Facility (BHC) and Surrounding Community



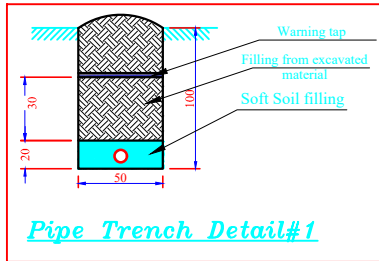
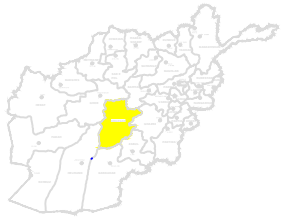
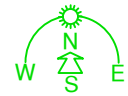
Point Table				
Point #	Elevation	Northing	Easting	Description
1	2212	32.648150°	66.311473°	Well
2	2284	32.650672°	66.311473°	Reservoir
3	2197	32.650397°	66.305768°	Patan BHC
4	2231	32.650105°	66.310680°	PRV-1
5	2189	32.649297°	66.302444°	PRV-2
6	2218	32.645441°	66.299619°	PRV-3
7	2194	32.649218°	66.305026°	PRV-4
8	2204	32.644795°	66.308164°	PRV-5
9	2138	32.642530°	66.299301°	PRV-6
10	2121	32.641230°	66.294630°	PRV-7
10	2280	32.650524°	66.311352°	Bypass Pipe
10	2231	32.646812°	66.317756°	SUS C River

Legend	
Junction-----	J1
Water well-----	R
Well-----	W
Water Tank-----	
Pump-----	
Pressure Reduction Valve-----	
Gate Valve-----	
Stand Post (STP)-----	STP

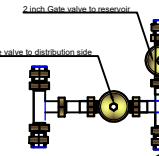
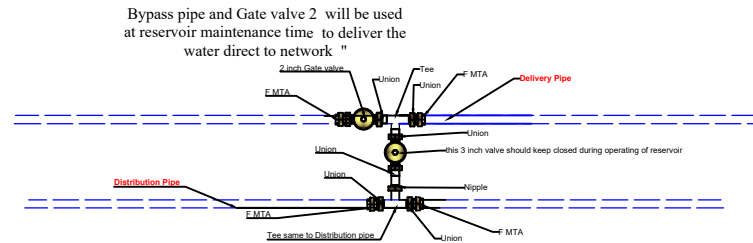


Note: HDPE PIPE SIZE CC	
1- 90mm- HDPE ( )	
2- 75mm- HDPE ( )	
3- 63mm- HDPE ( )	
4- 50mm- HDPE ( )	
5- 40mm- HDPE ( )	
6- 32mm- HDPE ( )	
7- 25mm- HDPE ( )	
8- 20mm- HDPE ( )	

# Site Plan of Patan Water Supply System for Medair Health Facility (BHC) and Surrounding Community

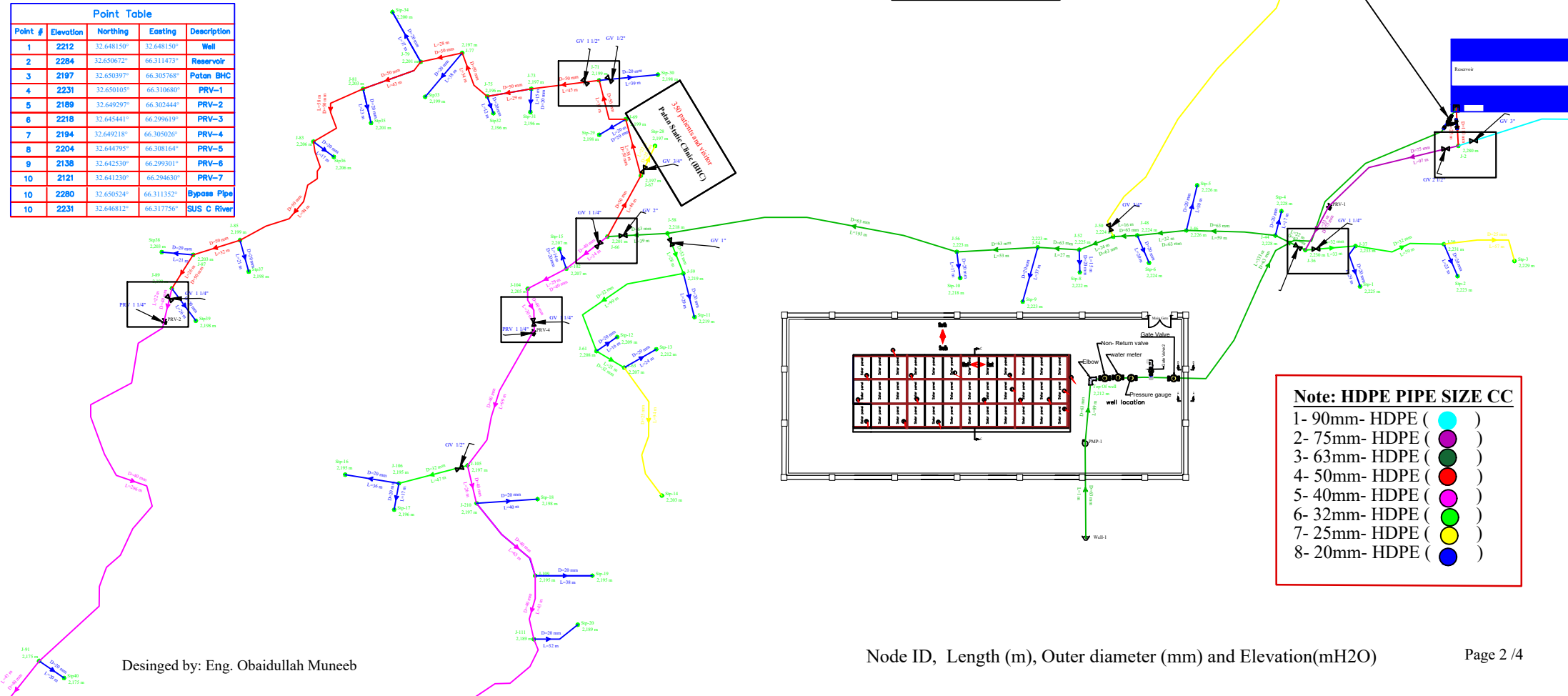


Point #	Elevation	Northing	Eastong	Description
1	2212	32.648150°	66.311473°	Well
2	2284	32.650672°	66.311473°	Reservoir
3	2187	32.650397°	66.305768°	Patan BHC
4	2231	32.650105°	66.310689°	PRV-1
5	2189	32.649297°	66.302444°	PRV-2
6	2218	32.645441°	66.299619°	PRV-3
7	2184	32.648218°	66.305026°	PRV-4
8	2204	32.644795°	66.308164°	PRV-5
9	2138	32.642530°	66.299301°	PRV-6
10	2121	32.641230°	66.294630°	PRV-7
10	2280	32.650524°	66.311352°	Bypass Pipe
10	2231	32.646812°	66.317756°	SUS C River



By Pass Pipe

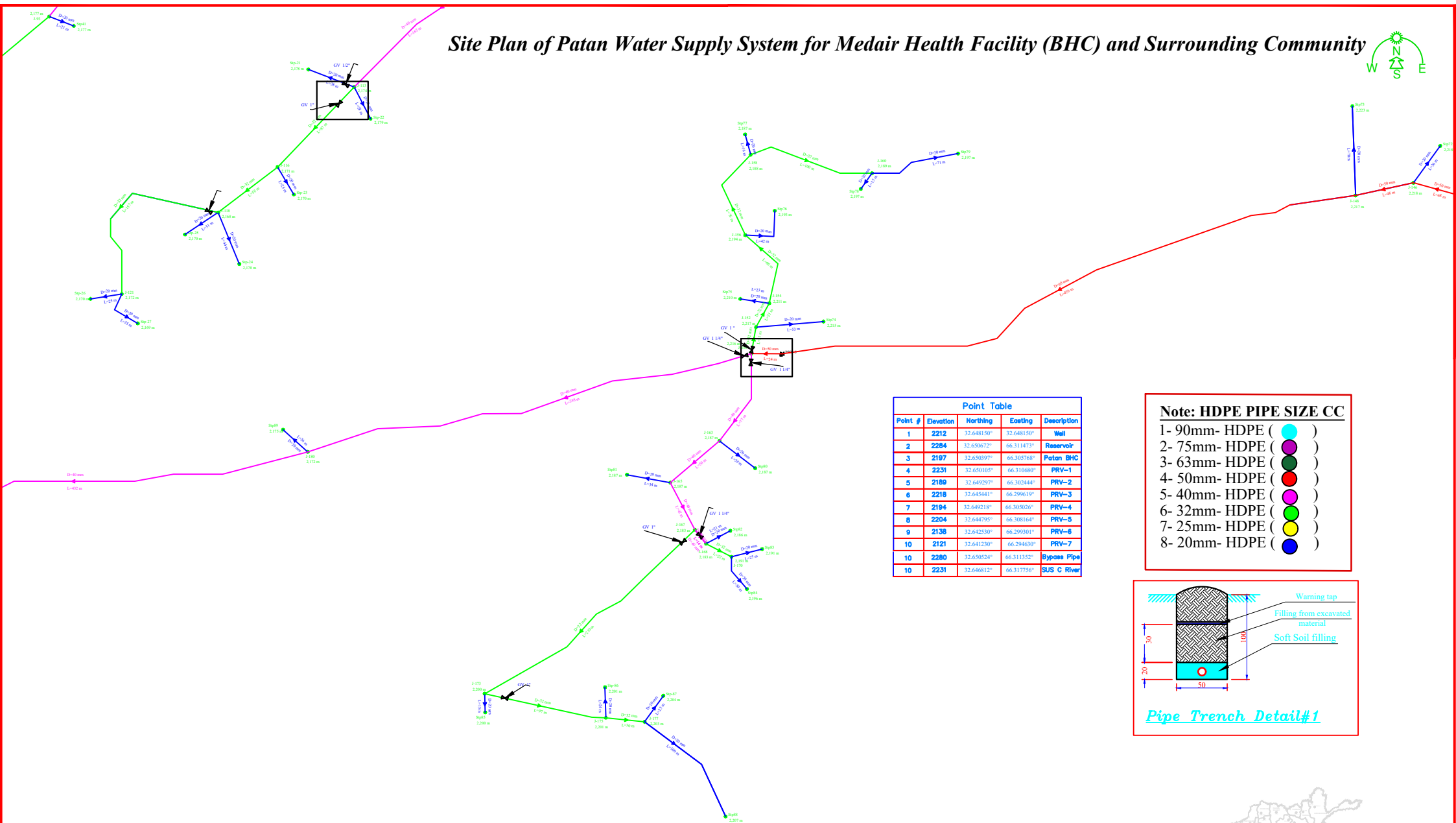
Details for by Pass pipe



## Note: HDPE PIPE SIZE CC

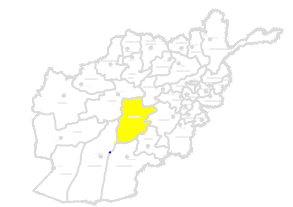
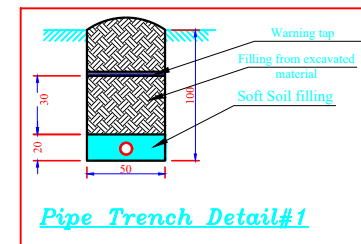
- 1- 90mm- HDPE ( )
- 2- 75mm- HDPE ( )
- 3- 63mm- HDPE ( )
- 4- 50mm- HDPE ( )
- 5- 40mm- HDPE ( )
- 6- 32mm- HDPE ( )
- 7- 25mm- HDPE ( )
- 8- 20mm- HDPE ( )

# Site Plan of Patan Water Supply System for Medair Health Facility (BHC) and Surrounding Community



Point Table				
Point #	Elevation	Northing	Easting	Description
1	2212	32.648150°	32.648150°	Well
2	2284	32.650672°	66.311473°	Reservoir
3	2197	32.650397°	66.305768°	Patan BHC
4	2231	32.650105°	66.310680°	PRV-1
5	2188	32.649297°	66.302444°	PRV-2
6	2218	32.645441°	66.299619°	PRV-3
7	2194	32.649218°	66.303026°	PRV-4
8	2204	32.644795°	66.308164°	PRV-5
9	2138	32.642530°	66.299301°	PRV-6
10	2121	32.641230°	66.294630°	PRV-7
10	2280	32.650524°	66.311352°	Bypass Pipe
10	2231	32.646812°	66.317756°	SUS C River

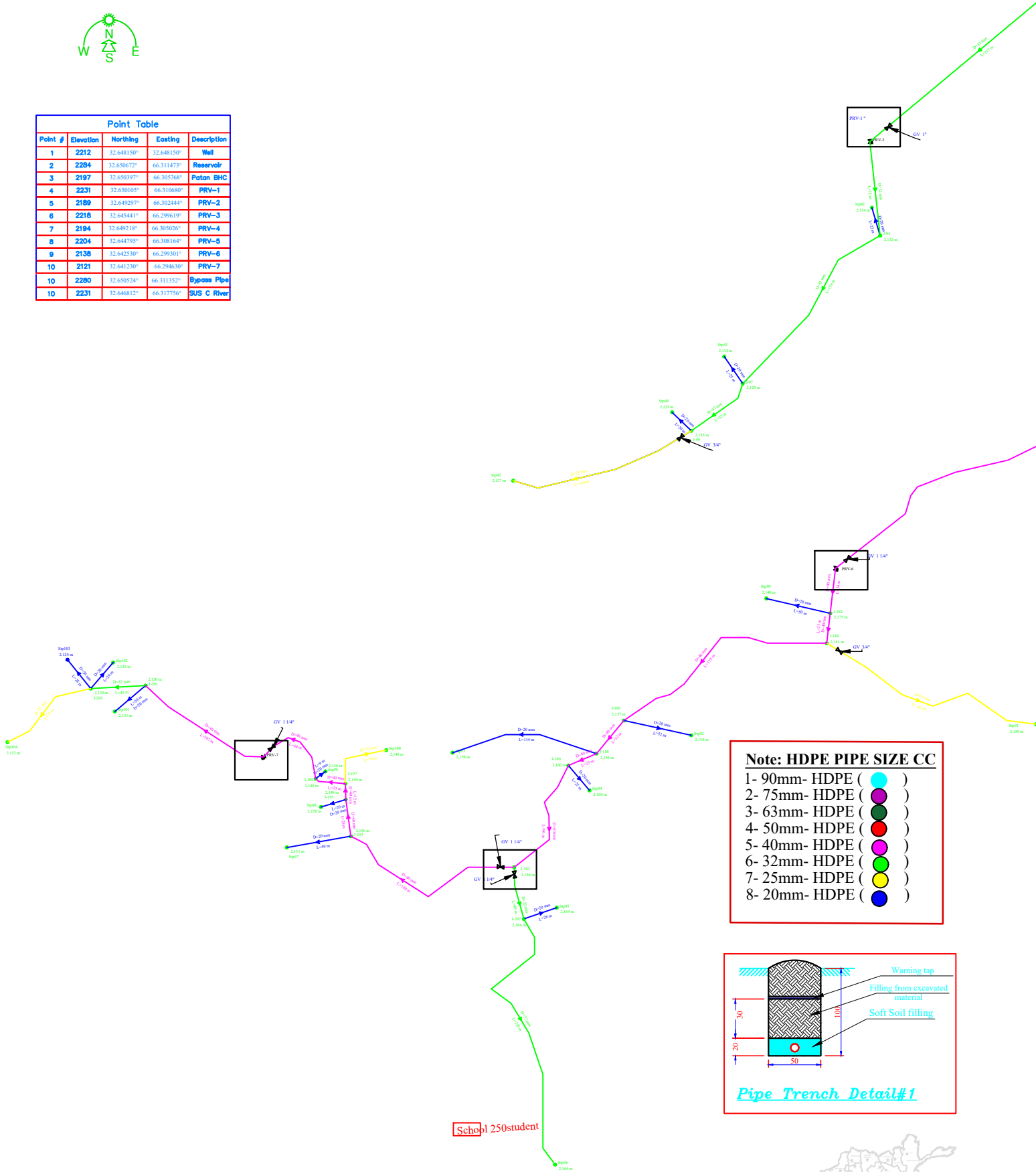
- Note: HDPE PIPE SIZE CC**
- 1- 90mm- HDPE ( )
  - 2- 75mm- HDPE ( )
  - 3- 63mm- HDPE ( )
  - 4- 50mm- HDPE ( )
  - 5- 40mm- HDPE ( )
  - 6- 32mm- HDPE ( )
  - 7- 25mm- HDPE ( )
  - 8- 20mm- HDPE ( )



Site Plan of Patan Water Supply System for Medair Health Facility (BHC) and Surrounding Community



Point Table				
Point #	Elevation	Northing	Easting	Description
1	2212	32.648150°	32.648150°	Well
2	2284	32.650672°	66.511473°	Reservoir
3	2197	32.650397°	66.507568°	Patan BHC
4	2231	32.650105°	66.510680°	PRV-1
5	2189	32.649297°	66.502444°	PRV-2
6	2218	32.645441°	66.299619°	PRV-3
7	2194	32.649218°	66.505026°	PRV-4
8	2204	32.644795°	66.508164°	PRV-5
9	2138	32.642530°	66.299301°	PRV-6
10	2121	32.641230°	66.294630°	PRV-7
10	2280	32.650524°	66.511352°	Bypass Pipe
10	2231	32.646812°	66.517756°	SUS C River



**Note: HDPE PIPE SIZE CC**

1- 90mm- HDPE ( )
2- 75mm- HDPE ( )
3- 63mm- HDPE ( )
4- 50mm- HDPE ( )
5- 40mm- HDPE ( )
6- 32mm- HDPE ( )
7- 25mm- HDPE ( )
8- 20mm- HDPE ( )

